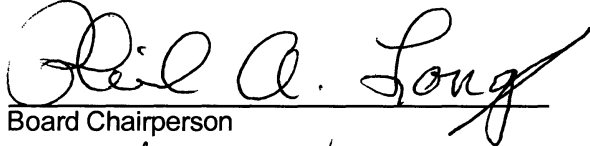



**Unofficial Certification of Results of the November 7, 2017
General Election Signature Form**

We, the undersigned Members of the Board of Elections of Mercer County, do hereby certify the validity and accuracy of the Unofficial Election Results (county specific and most-populous; if applicable) that have been electronically submitted to the Secretary of State's Office.

IN WITNESS WHEREOF, we have subscribed our names officially at Celina , Ohio this 7th day of November, 2017.



Board Chairperson



Board Member



Board Member




Board Member

Attest:



Director



Deputy Director

As stated in Directive, boards of elections must submit their *Unofficial Vote Total Summary Report* on Election Night to Allison Scott via email at Ascott@ohiosecretaryofstate.gov. Once the board's Unofficial Vote Total Summary Report has been received, reviewed and compared to the results uploaded into the CSS, the Director will be contacted by its assigned Elections Staff, as noted in the Directive. The Director must not leave the office until contacted via phone by the assigned Secretary of State Elections Staff who will confirm that the board's report has been received and reviewed to ensure the results match.

By 10:00 a.m. the day after the election, the Board must submit their properly completed certification Signature Form and the board of the most populous county of any multi-county district must submit its most populous summary report(s) to Allison Scott via email at Ascott@ohiosecretaryofstate.gov.

Election Summary Report
 GENERAL ELECTION
 MERCER COUNTY
 NOVEMBER 7, 2017

Date:11/07/17
 Time:21:40:00
 Page:1 of 7

Summary For Jurisdiction Wide, All Counters, All Races
 Mercer's Unofficial Canvass

Registered Voters 29066 - Cards Cast 8384 28.84%

Num. Report Precinct 36 - Num. Reporting 30 83.33%

Celina City President of Council		Total
Number of Precincts	8	
Precincts Reporting	8	100.0 %
Vote For	1	
Times Counted	1832/7219	25.4 %
Total Votes	1347	
Jason D. King	1347	100.00%

Judge of the Municipal Court		Total
Number of Precincts	36	
Precincts Reporting	30	83.3 %
Vote For	1	
Times Counted	8384/29066	28.8 %
Total Votes	7072	
Kathryn W. Speelman	7072	100.00%

Celina City Treasurer		Total
Number of Precincts	8	
Precincts Reporting	8	100.0 %
Vote For	1	
Times Counted	1832/7219	25.4 %
Total Votes	1352	
Ryan J. Byers	1352	100.00%

Burkettsville Village Council		Total
Number of Precincts	1	
Precincts Reporting	1	100.0 %
Vote For	4	
Times Counted	37/123	30.1 %
Total Votes	61	
Douglas J. Garke	31	50.82%
Martin P. Wenning	30	49.18%

Celina City Council Ward 1		Total
Number of Precincts	2	
Precincts Reporting	2	100.0 %
Vote For	1	
Times Counted	650/1957	33.2 %
Total Votes	473	
Myron L. Buxton	473	100.00%

Coldwater Village Council West Ward		Total
Number of Precincts	1	
Precincts Reporting	0	0.0 %
Vote For	1	
Times Counted	315/895	35.2 %
Total Votes	260	
Ralph Schwieterman	260	100.00%

Celina City Council Ward 2		Total
Number of Precincts	2	
Precincts Reporting	2	100.0 %
Vote For	1	
Times Counted	505/1865	27.1 %
Total Votes	370	
Eric Baltzell	370	100.00%

Coldwater Village Council Central Ward		Total
Number of Precincts	1	
Precincts Reporting	0	0.0 %
Vote For	1	
Times Counted	272/839	32.4 %
Total Votes	243	
Don Ahrens	243	100.00%

Celina City Council Ward 4		Total
Number of Precincts	2	
Precincts Reporting	2	100.0 %
Vote For	1	
Times Counted	380/1632	23.3 %
Total Votes	286	
Eric Clausen	286	100.00%

Coldwater Village Council Northeast Ward		Total
Number of Precincts	1	
Precincts Reporting	0	0.0 %
Vote For	1	
Times Counted	199/673	29.6 %
Total Votes	169	
Thomas V. James	169	100.00%

Lama Burns
Deb Sneddon

Patricia Long
Missy Miller
D. Ham
Cy O'Connell

Election Summary Report
 GENERAL ELECTION
 MERCER COUNTY
 NOVEMBER 7, 2017

Date: 11/07/17
 Time: 21:40:00
 Page: 2 of 7

Summary For Jurisdiction Wide, All Counters, All Races
 Mercer's Unofficial Canvass

Registered Voters 29066 - Cards Cast 8384 28.84%

Num. Report Precinct 36 - Num. Reporting 30 83.33%

Coldwater Village Council Southeast		
Ward	Total	
Number of Precincts	1	
Precincts Reporting	0	0.0 %
Vote For	1	
Times Counted	235/838	28.0 %
Total Votes	195	
Kevin Brunswick	195	100.00%

Blackcreek Township Trustee		
	Total	
Number of Precincts	1	
Precincts Reporting	1	100.0 %
Vote For	2	
Times Counted	73/395	18.5 %
Total Votes	103	
John Schumm	61	59.22%
Ben Sutter	42	40.78%

Ft. Recovery Village Council		
	Total	
Number of Precincts	1	
Precincts Reporting	1	100.0 %
Vote For	4	
Times Counted	255/1022	25.0 %
Total Votes	805	
Greg Schmitz	218	27.08%
Cliff A. Wendel	207	25.71%
Erik Fiely	192	23.85%
Dave Bretz	188	23.35%

Blackcreek Township Fiscal UTE		
	Total	
Number of Precincts	1	
Precincts Reporting	1	100.0 %
Vote For	1	
Times Counted	73/395	18.5 %
Total Votes	66	
Curtis L. Hamrick	66	100.00%

Rockford Village Council		
	Total	
Number of Precincts	1	
Precincts Reporting	1	100.0 %
Vote For	4	
Times Counted	147/737	19.9 %
Total Votes	437	
Steven Gehle	116	26.54%
Chris Heitkamp	113	25.86%
William B. Now	108	24.71%
Shane Young	100	22.88%

Butler Township Trustee		
	Total	
Number of Precincts	6	
Precincts Reporting	0	0.0 %
Vote For	2	
Times Counted	1569/4640	33.8 %
Total Votes	2643	
Nicholas L. Kahlig	935	35.38%
Hubert Homan	879	33.26%
Doug Broering	829	31.37%

St. Henry Village Council		
	Total	
Number of Precincts	2	
Precincts Reporting	2	100.0 %
Vote For	4	
Times Counted	575/1758	32.7 %
Total Votes	880	
Joseph Wourms	449	51.02%
Tim Mescher	431	48.98%

Center Township Trustee		
	Total	
Number of Precincts	1	
Precincts Reporting	1	100.0 %
Vote For	2	
Times Counted	218/759	28.7 %
Total Votes	291	
Rick Germann	149	51.20%
Jeff Everman	142	48.80%

Dublin Township Trustee		
	Total	
Number of Precincts	2	
Precincts Reporting	2	100.0 %
Vote For	2	
Times Counted	357/1463	24.4 %
Total Votes	539	
Bart Walls	286	53.06%
Tim Metz	253	46.94%

Election Summary Report
 GENERAL ELECTION
 MERCER COUNTY
 NOVEMBER 7, 2017

Date:11/07/17
 Time:21:40:00
 Page:3 of 7

Summary For Jurisdiction Wide, All Counters, All Races
 Mercer's Unofficial Canvass

Registered Voters 29066 - Cards Cast 8384 28.84%

Num. Report Precinct 36 - Num. Reporting 30 83.33%

Franklin Township Trustee		Total
Number of Precincts	2	
Precincts Reporting	2	100.0 %
Vote For	2	
Times Counted	608/1856	32.8 %
Total Votes	989	
Neal Klosterman	357	36.10%
Ronald Niekamp	330	33.37%
Joe Karafit	302	30.54%

Jefferson Township Trustee		Total
Number of Precincts	11	
Precincts Reporting	11	100.0 %
Vote For	2	
Times Counted	2456/9269	26.5 %
Total Votes	2909	
Keith G. Houts	1510	51.91%
Kent Marbaugh	1399	48.09%

Gibson Township Trustee		Total
Number of Precincts	2	
Precincts Reporting	2	100.0 %
Vote For	2	
Times Counted	397/1427	27.8 %
Total Votes	604	
Donald Kahlig	312	51.66%
Gary O. Post	292	48.34%

Jefferson Township Trustee UTE		Total
Number of Precincts	11	
Precincts Reporting	11	100.0 %
Vote For	1	
Times Counted	2456/9269	26.5 %
Total Votes	2017	
Nick Laux	1306	64.75%
Joe Bey	711	35.25%

Granville Township Trustee		Total
Number of Precincts	4	
Precincts Reporting	4	100.0 %
Vote For	2	
Times Counted	969/2873	33.7 %
Total Votes	1608	
Marvin J. Sieftring	710	44.15%
Greg Clune	612	38.06%
Matt Sudhoff	286	17.79%

Liberty Township Trustee		Total
Number of Precincts	1	
Precincts Reporting	1	100.0 %
Vote For	2	
Times Counted	132/640	20.6 %
Total Votes	187	
Randy Thomas	109	58.29%
Trevor Eischen	78	41.71%

Hopewell Township Trustee		Total
Number of Precincts	1	
Precincts Reporting	1	100.0 %
Vote For	2	
Times Counted	176/715	24.6 %
Total Votes	237	
Steve Heckler	124	52.32%
Keith Canary	113	47.68%

Marion Township Trustee		Total
Number of Precincts	2	
Precincts Reporting	2	100.0 %
Vote For	2	
Times Counted	728/2153	33.8 %
Total Votes	1216	
Ronald Bruns	609	50.08%
Larry R. Reichert	607	49.92%

Recovery Township Trustee		Total
Number of Precincts	2	
Precincts Reporting	2	100.0 %
Vote For	2	
Times Counted	278/1129	24.6 %
Total Votes	405	
Nick Kremer	210	51.85%
Scott Overman	195	48.15%

Election Summary Report
 GENERAL ELECTION
 MERCER COUNTY
 NOVEMBER 7, 2017

Date:11/07/17
 Time:21:40:00
 Page:4 of 7

Summary For Jurisdiction Wide, All Counters, All Races
 Mercer's Unofficial Canvass

Registered Voters 29066 - Cards Cast 8384 28.84%

Num. Report Precinct 36 - Num. Reporting 30 83.33%

Union Township Trustee		Total
Number of Precincts	1	
Precincts Reporting	1	100.0 %
Vote For	2	
Times Counted	243/954	25.5 %
Total Votes	376	
Galen Hesse	194	51.60%
Tom Miller	182	48.40%

Coldwater Exempted Village Board of Education		Total
Number of Precincts	11	
Precincts Reporting	5	45.5 %
Vote For	3	
Times Counted	1564/4779	32.7 %
Total Votes	2239	
Mike Hoying	1227	54.80%
Gary Hoying	1012	45.20%

Washington Township Trustee		Total
Number of Precincts	1	
Precincts Reporting	1	100.0 %
Vote For	2	
Times Counted	180/793	22.7 %
Total Votes	260	
Dale Boeckman	130	50.00%
Pat Sudhoff	130	50.00%

Ft. Recovery Local Board of Education		Total
Number of Precincts	5	
Precincts Reporting	5	100.0 %
Vote For	2	
Times Counted	707/2687	26.3 %
Total Votes	678	
Greg LeFevre	635	93.66%
Write-in Votes	43	6.34%

Mercer County Educational Service Center		Total
Number of Precincts	19	
Precincts Reporting	18	94.7 %
Vote For	3	
Times Counted	3237/11322	28.6 %
Total Votes	4235	
Tess Mescher	2148	50.72%
Jeff Davis	2087	49.28%

Marion Local Board of Education		Total
Number of Precincts	5	
Precincts Reporting	5	100.0 %
Vote For	2	
Times Counted	723/2114	34.2 %
Total Votes	1177	
Jesse Rose	598	50.81%
Phil Moeller	579	49.19%

Auglaize County Educational Service Center		Total
Number of Precincts	2	
Precincts Reporting	2	100.0 %
Vote For	2	
Times Counted	26/69	37.7 %
Total Votes	40	
Matt Dwenger	18	45.00%
Linda Kitzmiller	15	37.50%
Holly A. Turner	7	17.50%

Minster Local Board of Education		Total
Number of Precincts	1	
Precincts Reporting	1	100.0 %
Vote For	3	
Times Counted	0/10	0.0 %
Total Votes	0	
Constance Meiring	0	N/A

Celina City Board of Education		Total
Number of Precincts	19	
Precincts Reporting	17	89.5 %
Vote For	2	
Times Counted	3557/12896	27.6 %
Total Votes	4088	
Matthew L. Gilmore	2071	50.66%
Carl R. Huber	2017	49.34%

Election Summary Report
 GENERAL ELECTION
 MERCER COUNTY
 NOVEMBER 7, 2017

Date:11/07/17
 Time:21:40:00
 Page:5 of 7

Summary For Jurisdiction Wide, All Counters, All Races
 Mercer's Unofficial Canvass

Registered Voters 29066 - Cards Cast 8384 28.84%

Num. Report Precinct 36 - Num. Reporting 30 83.33%

New Bremen Local Board of Education		Total
Number of Precincts	2	
Precincts Reporting	2	100.0 %
Vote For	3	
Times Counted	26/59	44.1 %
Total Votes	67	
Michele Bambauer	17	25.37%
Steve Vonderhaar	14	20.90%
Shelly Busse	13	19.40%
Suzanne Wells	13	19.40%
Valerie A. Mumaw	10	14.93%

State Issue 2		Total
Number of Precincts	36	
Precincts Reporting	30	83.3 %
Vote For	1	
Times Counted	8384/29066	28.8 %
Total Votes	8166	
NO	7046	86.28%
YES	1120	13.72%

Parkway Local Board of Education		Total
Number of Precincts	6	
Precincts Reporting	6	100.0 %
Vote For	3	
Times Counted	772/3411	22.6 %
Total Votes	1120	
Tom Lyons	572	51.07%
Melissa Burtch	548	48.93%

Center Township Fire Levy		Total
Number of Precincts	1	
Precincts Reporting	1	100.0 %
Vote For	1	
Times Counted	218/759	28.7 %
Total Votes	214	
FOR THE TAX LEVY	148	69.16%
AGAINST THE TAX LEVY	66	30.84%

St. Henry Consolidated Board of Education		Total
Number of Precincts	9	
Precincts Reporting	8	88.9 %
Vote For	3	
Times Counted	1035/3110	33.3 %
Total Votes	1617	
Andy Fullenkamp	811	50.15%
Josh Schmackers	785	48.55%
Write-in Votes	21	1.30%

Dublin Township Fire Levy		Total
Number of Precincts	2	
Precincts Reporting	2	100.0 %
Vote For	1	
Times Counted	357/1463	24.4 %
Total Votes	353	
FOR THE TAX LEVY	291	82.44%
AGAINST THE TAX LEVY	62	17.56%

State Issue 1		Total
Number of Precincts	36	
Precincts Reporting	30	83.3 %
Vote For	1	
Times Counted	8384/29066	28.8 %
Total Votes	8121	
YES	6570	80.90%
NO	1551	19.10%

Dublin Township Operating Levy		Total
Number of Precincts	2	
Precincts Reporting	2	100.0 %
Vote For	1	
Times Counted	357/1463	24.4 %
Total Votes	354	
FOR THE TAX LEVY	287	81.07%
AGAINST THE TAX LEVY	67	18.93%

Hopewell Township Fire Levy		Total
Number of Precincts	1	
Precincts Reporting	1	100.0 %
Vote For	1	
Times Counted	176/715	24.6 %
Total Votes	173	
FOR THE TAX LEVY	127	73.41%
AGAINST THE TAX LEVY	46	26.59%

Election Summary Report
 GENERAL ELECTION
 MERCER COUNTY
 NOVEMBER 7, 2017

Date:11/07/17
 Time:21:40:01
 Page:6 of 7

Summary For Jurisdiction Wide, All Counters, All Races
 Mercer's Unofficial Canvass

Registered Voters 29066 - Cards Cast 8384 28.84%

Num. Report Precinct 36 - Num. Reporting 30 83.33%

Liberty Township Fire Levy		Total
Number of Precincts	1	
Precincts Reporting	1	100.0 %
Vote For	1	
Times Counted	132/640	20.6 %
Total Votes	130	
FOR THE TAX LEVY	102	78.46%
AGAINST THE TAX LEVY	28	21.54%

Roberts Town Tavern LLO		Total
Number of Precincts	1	
Precincts Reporting	1	100.0 %
Vote For	1	
Times Counted	301/897	33.6 %
Total Votes	294	
YES	249	84.69%
NO	45	15.31%

Marion Local School Levy		Total
Number of Precincts	5	
Precincts Reporting	5	100.0 %
Vote For	1	
Times Counted	723/2114	34.2 %
Total Votes	698	
FOR THE TAX LEVY	501	71.78%
AGAINST THE TAX LEVY	197	28.22%

Kroger Limited LLO 1		Total
Number of Precincts	1	
Precincts Reporting	1	100.0 %
Vote For	1	
Times Counted	301/897	33.6 %
Total Votes	297	
YES	228	76.77%
NO	69	23.23%

Celina City School Levy		Total
Number of Precincts	19	
Precincts Reporting	17	89.5 %
Vote For	1	
Times Counted	3557/12896	27.6 %
Total Votes	3493	
FOR THE TAX LEVY	1938	55.48%
AGAINST THE TAX LEVY	1555	44.52%

Kroger Limited LLO 2		Total
Number of Precincts	1	
Precincts Reporting	1	100.0 %
Vote For	1	
Times Counted	301/897	33.6 %
Total Votes	297	
YES	213	71.72%
NO	84	28.28%

Vantage Career Center Levy		Total
Number of Precincts	6	
Precincts Reporting	6	100.0 %
Vote For	1	
Times Counted	772/3411	22.6 %
Total Votes	751	
FOR THE TAX LEVY	542	72.17%
AGAINST THE TAX LEVY	209	27.83%

Amstutz and Orick LLO		Total
Number of Precincts	1	
Precincts Reporting	1	100.0 %
Vote For	1	
Times Counted	155/950	16.3 %
Total Votes	151	
YES	105	69.54%
NO	46	30.46%

Tri County Mental Health Levy		Total
Number of Precincts	36	
Precincts Reporting	30	83.3 %
Vote For	1	
Times Counted	8384/29066	28.8 %
Total Votes	8154	
FOR THE TAX LEVY	6086	74.64%
AGAINST THE TAX LEVY	2068	25.36%

Red Door Productions LLO		Total
Number of Precincts	1	
Precincts Reporting	1	100.0 %
Vote For	1	
Times Counted	155/950	16.3 %
Total Votes	151	
YES	108	71.52%
NO	43	28.48%

Election Summary Report
 GENERAL ELECTION
 MERCER COUNTY
 NOVEMBER 7, 2017

Date:11/07/17
 Time:21:40:01
 Page:7 of 7

Summary For Jurisdiction Wide, All Counters, All Races
 Mercer's Unofficial Canvass

Registered Voters 29066 - Cards Cast 8384 28.84%

Num. Report Precinct 36 - Num. Reporting 30 83.33%

Deerf LLO 1		
	Total	
Number of Precincts	1	
Precincts Reporting	1	100.0 %
Vote For	1	
Times Counted	210/726	28.9 %
Total Votes	206	
YES	110	53.40%
NO	96	46.60%

Deerf LLO 2		
	Total	
Number of Precincts	1	
Precincts Reporting	1	100.0 %
Vote For	1	
Times Counted	210/726	28.9 %
Total Votes	206	
NO	104	50.49%
YES	102	49.51%